

European Production Series

Race 2 - Sector Analysis Report

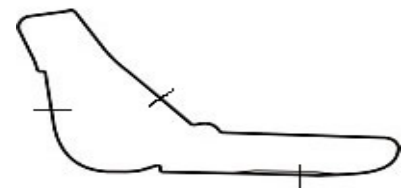
Lap S1 Time S1 Spd S2 Time S2 Spd S3 Time S3 Spd Lap Time Pit Lap S1 Time S1 Spd S2 Time S2 Spd S3 Time S3 Spd Lap Time Pit

1 DE DIEGO					ESP	Seat Leon SC					D2		
1	44.630	210.9	43.054	219.0	43.442	2:11.126	12	40.767	213.4	42.726	221.3	42.765	2:06.258
2	40.872	210.9	42.767	219.5	42.959	2:06.598	13	40.482	206.5	42.526	220.4	43.155	2:06.163
3	40.810	210.9	42.520	220.4	43.705	2:07.035	14	40.428	213.0	42.244	221.7	42.864	2:05.536
4	42.210	213.4	42.814	222.2	43.154	2:08.178	15	40.355	215.1	42.877	219.9	42.799	2:06.031
5	40.583	213.8	42.391	221.3	42.632	2:05.606	16	40.515	213.0	42.648	220.4	44.565	2:07.728
6	40.503	213.4	42.232	219.5	42.562	2:05.297	17	41.421	211.3	42.638	221.7	42.907	2:06.966
7	40.513	213.8	42.244	219.0	42.533	2:05.290	18	40.604	211.7	42.545	221.7	43.155	2:06.304
8	40.474	213.4	42.195	220.8	42.694	2:05.363	19	40.569	212.5	42.527	222.2	42.722	2:05.818
9	40.621	213.0	42.194	221.7	43.094	2:05.909	20	40.472	212.1	43.025	221.3	43.062	2:06.559
10	41.049	210.9	42.640	217.7	49.663	2:13.352 Pit							
11	2:50.641	212.1	42.608	221.7	42.933	4:16.182							

3 ARRUBARRENA					ESP	Seat Leon SC					D2				
1	45.120	212.1	42.737	220.8	43.591	195.2	2:11.448	12	40.950	213.4	42.425	222.2	42.859	200.0	2:06.234
2	41.318	215.1	43.682	219.5	42.895	198.5	2:07.895	13	42.542	209.7	42.631	218.6	42.962	196.0	2:08.135
3	40.371	211.7	42.401	219.9	43.232	199.6	2:06.004	14	40.995	210.9	42.780	217.7	43.033	196.3	2:06.808
4	41.210	208.0	43.176	216.8	43.455	199.6	2:07.841	15	40.735	210.9	42.819	218.1	43.191	195.6	2:06.745
5	40.706	214.7	42.609	218.1	42.670	198.1	2:05.985	16	40.976	211.3	43.010	217.7	43.005	196.0	2:06.991
6	40.521	214.7	42.691	217.7	42.804	197.0	2:06.016	17	40.904	210.5	42.515	219.0	43.345	196.0	2:06.764
7	40.658	213.0	42.282	219.0	42.458	197.4	2:05.398	18	41.303	210.5	42.865	218.6	43.229	195.6	2:07.397
8	40.560	213.0	42.601	219.9	43.180	196.7	2:06.341	19	40.960	210.1	42.853	219.5	43.386	194.5	2:07.199
9	40.560	212.1	42.328	219.0	42.897	196.3	2:05.785	20	41.073	210.5	43.584	214.2	43.247	193.8	2:07.904
10	40.518	211.7	42.496	219.5	50.471		2:13.485 Pit								
11	2:39.838	209.7	43.276	218.1	43.241	198.5	4:06.355								

5 MALEEV					RUS	Seat Leon SC					D2				
1	45.970	213.4	57.793	217.3	46.609	194.5	2:30.372	12	40.845	210.1	42.928	218.6	42.947	197.4	2:06.720
2	41.377	210.5	43.729	216.0	43.396	196.3	2:08.502	13	40.825	210.5	42.829	218.6	43.301	197.0	2:06.955
3	41.026	209.7	43.325	218.1	44.253	196.3	2:08.604	14	40.844	210.1	43.120	218.6	42.851	196.0	2:06.815
4	40.922	209.7	42.981	217.7	43.961	197.0	2:07.864	15	40.794	211.3	43.367	217.3	43.088	197.0	2:07.249
5	41.061	210.9	43.060	216.4	43.334	195.6	2:07.455	16	40.926	209.7	42.738	218.6	42.854	196.7	2:06.518
6	40.982	210.1	43.662	215.5	43.306	195.2	2:07.950	17	41.306	209.3	42.919	220.4	43.075	197.0	2:07.300
7	40.599	210.5	42.879	217.3	43.025	196.0	2:06.503	18	41.274	208.4	42.892	217.3	43.171	197.4	2:07.337
8	41.150	209.3	42.926	218.1	42.941	196.3	2:07.017	19	41.061	210.1	43.110	218.6	44.956	191.4	2:09.127
9	41.067	209.3	42.949	218.1	52.892		2:16.908 Pit	20	41.171	210.1	42.936	218.6	43.591	195.2	2:07.698
10	2:40.168	208.0	43.162	217.3	43.248	195.6	4:06.578								
11	40.798	208.4	43.241	217.3	43.021	196.0	2:07.060								

7 LADYGIN					RUS	Seat Leon SC					D2				
1	45.568	212.5	42.798	221.3	43.070	193.5	2:11.436	12	40.739	213.8	42.218	224.0	42.583	198.8	2:05.540
2	41.441	215.5	42.961	219.5	42.627	199.2	2:07.029	13	40.715	212.1	42.287	219.9	42.380	198.8	2:05.382
3	40.476	213.0	42.214	223.6	43.917	199.6	2:06.607	14	40.318	212.1	42.617	221.7	42.792	197.8	2:05.727
4	41.407	210.5	42.519	219.9	42.613	197.0	2:06.539	15	40.781	210.9	42.347	220.4	42.803	197.4	2:05.931
5	40.879	211.7	42.312	219.5	42.756	197.4	2:05.947	16	40.502	212.5	42.108	220.8	42.701	199.2	2:05.311
6	40.489	212.5	42.054	219.0	42.577	197.8	2:05.120	17	40.390	213.0	42.724	221.3	42.817	199.6	2:05.931
7	40.537	212.5	42.312	218.1	42.517	197.4	2:05.366	18	40.554	212.1	42.365	220.4	42.748	198.5	2:05.667
8	40.446	213.0	42.155	220.4	42.579	198.1	2:05.180	19	40.425	212.1	42.499	221.7	42.916	197.4	2:05.840
9	40.517	213.0	42.438	222.2	49.932		2:12.887 Pit	20	40.607	212.5	42.648	220.4	42.864	195.6	2:06.119
10	2:45.382	213.8	42.073	224.5	43.080	193.8	4:10.535								
11	40.717	214.2	42.221	224.5	42.745	197.8	2:05.683								



Weather/Track: Sun 22C/Dry 38C

Circuit Length - 5.79 kilometres
Monza

European Production Series

Race 2 - Sector Analysis Report

Lap	S1 Time	S1 Spd	S2 Time	S2 Spd	S3 Time	S3 Spd	Lap Time	Pit	Lap	S1 Time	S1 Spd	S2 Time	S2 Spd	S3 Time	S3 Spd	Lap Time	Pit
9 DE DIOS ESP Seat Leon SC D2																	
1	47.342	211.3	46.752	218.6	45.422	198.1	2:19.516		12	41.619	211.3	44.433	217.7	44.817	196.0	2:10.869	
2	41.361	213.0	44.002	219.5	45.312	197.8	2:10.675		13	41.678	210.1	44.307	216.8	44.675	191.4	2:10.660	
3	41.371	212.1	1:01.868	219.0	45.690	197.4	2:28.929		14	41.604	210.5	43.927	217.3	44.899	193.2	2:10.430	
4	41.406	212.5	44.223	219.5	44.403	197.4	2:10.032		15	41.015	210.5	44.078	218.6	44.476	195.6	2:09.569	
5	41.581	213.4	43.716	219.0	44.301	196.3	2:09.598		16	40.857	212.1	1:05.395	203.7	46.887	191.8	2:33.139	
6	41.010	213.0	43.381	219.5	44.224	196.7	2:08.615		17	41.906	208.8	44.373	217.7	44.704	192.1	2:10.983	
7	41.005	212.1	43.112	220.8	43.440	197.8	2:07.557		18	41.480	206.5	44.550	217.3	44.635	192.5	2:10.665	
8	40.922	213.0	43.358	220.8	43.859	197.4	2:08.139		19	41.794	211.3	44.300	219.0	44.436	193.2	2:10.530	
9	41.193	213.0	43.100	221.3	49.087		2:13.380	Pit	20	41.287	211.3	44.282	218.1	44.517	192.8	2:10.086	
10	2:39.103	207.2	45.432	216.0	45.314	193.5	4:09.849										
11	41.739	209.7	44.146	217.7	44.554	194.5	2:10.439										


Lap	S1 Time	S1 Spd	S2 Time	S2 Spd	S3 Time	S3 Spd	Lap Time	Pit	Lap	S1 Time	S1 Spd	S2 Time	S2 Spd	S3 Time	S3 Spd	Lap Time	Pit
11 ARRUBARRENA ESP Seat Leon SC D2																	
1	46.323	211.7	45.009	218.1	43.047	195.2	2:14.379		12	2:37.605	210.5	44.293	219.9	44.223	198.1	4:06.121	
2	41.046	210.9	42.890	218.1	42.522	198.1	2:06.458		13	43.246	210.1	43.643	218.6	43.069	198.1	2:09.958	
3	40.949	210.1	42.670	219.9	43.390	197.8	2:07.009		14	41.720	210.1	43.507	219.5	43.213	196.0	2:08.440	
4	41.036	210.5	42.757	219.9	42.651	199.2	2:06.444		15	43.590	208.0	45.677	218.1	43.110	197.0	2:12.377	
5	40.799	212.1	42.594	219.0	42.954	197.0	2:06.347		16	41.211	210.9	43.628	219.5	43.488	197.0	2:08.327	
6	40.829	210.9	42.555	217.7	42.582	197.4	2:05.966		17	42.991	209.3	43.538	220.8	43.129	196.3	2:09.658	
7	40.615	212.5	42.521	219.0	42.617	197.8	2:05.753		18	41.305	210.5	43.552	217.7	43.900	193.2	2:08.757	
8	40.592	213.4	42.395	219.5	43.015	198.8	2:06.002		19	41.516	211.7	43.488	220.8	43.387	196.7	2:08.391	
9	40.698	210.9	42.352	220.4	42.597	198.1	2:05.647		20	41.017	211.3	44.206	219.0	51.951	193.8	2:17.174	
10	40.465	213.0	42.516	219.9	42.502	197.4	2:05.483										
11	41.052	209.7	42.774	219.9	48.988		2:12.814	Pit									

Lap	S1 Time	S1 Spd	S2 Time	S2 Spd	S3 Time	S3 Spd	Lap Time	Pit	Lap	S1 Time	S1 Spd	S2 Time	S2 Spd	S3 Time	S3 Spd	Lap Time	Pit
12 GUTIERREZ ESP Seat Ibiza SC Trophy D3																	
1	50.750	180.6	48.710	189.8	48.809	168.7	2:28.269		11	46.276	180.6	47.177	185.5	47.670	171.1	2:21.123	
2	46.862	181.5	47.837	186.5	48.378	167.9	2:23.077		12	45.830	180.6	46.565	190.1	47.484	170.8	2:19.879	
3	46.283	180.3	47.774	187.8	48.699	169.5	2:22.756		13	46.183	180.6	46.564	187.8	47.901	167.1	2:20.648	
4	46.243	181.5	47.833	187.8	48.511	167.4	2:22.587		14	46.001	181.8	46.787	187.1	47.813	169.2	2:20.601	
5	46.313	180.9	47.330	188.1	48.284	169.0	2:21.927		15	45.855	180.6	46.427	188.1	47.967	169.0	2:20.249	
6	46.181	180.9	47.387	187.1	48.186	168.4	2:21.754		16	46.013	179.7	46.685	187.8	47.949	168.7	2:20.647	
7	46.066	181.8	47.433	187.8	48.027	168.7	2:21.526		17	46.251	180.0	47.035	180.3	48.289	167.1	2:21.575	
8	46.257	180.9	47.117	188.1	55.845		2:29.219	Pit	18	47.107	171.1	46.931	187.1	48.019	167.7	2:22.057	
9	2:01.221	180.0	47.409	187.5	48.074	166.6	3:36.704		19	47.292	170.8	48.036	179.7	48.263	168.2	2:23.591	
10	46.634	180.0	47.051	180.3	48.315	166.6	2:22.000										

Lap	S1 Time	S1 Spd	S2 Time	S2 Spd	S3 Time	S3 Spd	Lap Time	Pit	Lap	S1 Time	S1 Spd	S2 Time	S2 Spd	S3 Time	S3 Spd	Lap Time	Pit
14 NOGUES ESP Seat Ibiza SC Trophy D3																	
1	49.811	186.8	47.627	194.2	47.147	175.0	2:24.585		11	45.565	183.0	46.201	191.4	47.260	171.4	2:19.026	
2	45.189	184.9	47.697	190.4	46.638	175.8	2:19.524		12	45.563	183.3	46.228	190.4	47.002	171.9	2:18.793	
3	46.069	179.7	47.218	192.5	47.119	173.0	2:20.406		13	45.431	182.7	46.088	190.1	47.129	172.5	2:18.648	
4	45.769	184.3	46.368	190.4	47.108	171.1	2:19.245		14	45.426	185.2	47.175	193.2	48.045	164.6	2:20.646	
5	45.791	183.6	46.284	189.8	46.991	170.6	2:19.066		15	46.361	183.3	46.126	191.1	47.222	171.7	2:19.709	
6	45.743	183.3	46.278	189.8	47.193	170.6	2:19.214		16	45.387	183.0	46.097	193.5	47.137	172.2	2:18.621	
7	45.554	183.6	46.035	191.1	47.290	170.6	2:18.879		17	45.633	182.7	46.132	191.8	47.066	170.6	2:18.831	
8	45.769	182.1	46.400	190.8	47.281	170.3	2:19.450		18	45.467	183.3	46.067	192.1	47.246	171.4	2:18.780	
9	45.613	183.0	45.951	190.8	53.863		2:25.427	Pit	19	45.745	183.9	45.966	191.8	47.055	170.8	2:18.766	
10	2:06.308	182.4	46.284	190.8	47.178	171.7	3:39.770										



Weather/Track: Sun 22C/Dry 38C



Circuit Length - 5.79 kilometres
Monza

European Production Series

Race 2 - Sector Analysis Report

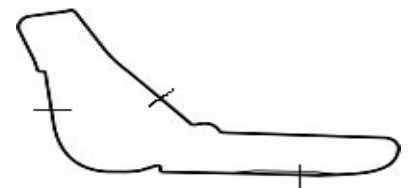
Lap S1 Time S1 Spd S2 Time S2 Spd S3 Time S3 Spd Lap Time Pit Lap S1 Time S1 Spd S2 Time S2 Spd S3 Time S3 Spd Lap Time Pit

15 TUTUMLU ESP							Seat Ibiza SC Trophy							D3			
1	49.593	185.5	46.586	191.8	47.711	171.7	2:23.890	5	46.514	175.8	46.491	191.4	47.031	171.9	2:20.036		
2	45.728	184.9	46.519	191.8	47.585	171.4	2:19.832	6	46.332	183.6	46.235	191.8	47.280	171.7	2:19.847		
3	46.486	179.4	47.569	193.5	47.289	175.3	2:21.344	7	45.549	184.9	1:15.853	84.0	1:52.311		3:53.713 Pit		
4	45.696	186.2	46.228	192.8	47.225	174.1	2:19.149										

18 BENVENUTI ITA							Seat Leon SC							D2			
1	46.332	209.7	44.336	219.0	43.992	200.3	2:14.660	12	40.887	214.2	43.095	221.7	43.694	198.1	2:07.676		
2	41.181	213.4	43.098	220.4	43.361	198.5	2:07.640	13	40.502	213.0	42.850	221.7	43.476	198.1	2:06.828		
3	40.826	212.1	42.936	219.9	43.805	197.8	2:07.567	14	41.745	208.4	43.234	219.0	43.953	195.6	2:08.932		
4	40.695	213.0	43.277	219.9	43.746	198.5	2:07.718	15	40.849	212.5	43.100	220.4	43.477	198.1	2:07.426		
5	40.602	213.4	43.025	219.9	43.833	197.0	2:07.460	16	40.981	211.3	42.804	220.8	43.283	198.5	2:07.068		
6	41.035	212.1	43.411	219.0	43.720	196.7	2:08.166	17	40.789	211.7	43.034	220.4	43.258	197.0	2:07.081		
7	40.899	212.1	43.092	219.9	43.896	197.0	2:07.887	18	41.068	210.9	42.789	220.8	43.422	197.8	2:07.279		
8	40.819	212.1	42.816	220.4	43.568	197.8	2:07.203	19	40.674	211.3	43.015	220.4	43.613	196.7	2:07.302		
9	41.078	212.1	42.974	219.5	49.452		2:13.504 Pit	20	41.184	211.3	42.909	219.9	43.496	196.0	2:07.589		
10	2:36.486	210.9	42.559	220.4	43.334	196.0	4:02.379										
11	40.948	213.4	42.927	220.8	43.427	197.4	2:07.302										



Weather/Track: Sun 22C/Dry 38C



Circuit Length - 5.79 kilometres
Monza