

European Production Series

Race 1 - Sector Analysis Report

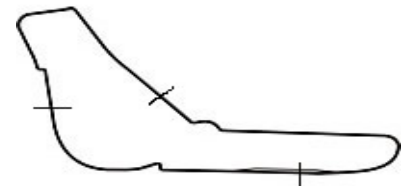
Lap S1 Time S1 Spd S2 Time S2 Spd S3 Time S3 Spd Lap Time Pit Lap S1 Time S1 Spd S2 Time S2 Spd S3 Time S3 Spd Lap Time Pit

1 DE DIEGO					ESP	Seat Leon SC					D2		
1	44.626	43.623	217.7	43.472	197.8	2:11.721	12	39.669	43.326	219.0	43.121	200.3	2:06.116
2	39.996	42.932	218.1	43.177	198.8	2:06.105	13	39.582	42.954	218.6	43.115	200.3	2:05.651
3	40.250	42.865	218.6	43.109	199.2	2:06.224	14	39.492	43.308	218.1	43.167	199.6	2:05.967
4	39.984	42.949	219.0	43.056	198.5	2:05.989	15	39.863	43.105	219.0	43.316	200.0	2:06.284
5	39.826	42.638	218.1	42.792	200.3	2:05.256	16	39.868	43.162	219.5	43.170	201.1	2:06.200
6	39.766	42.703	218.6	43.157	199.2	2:05.626	17	39.716	42.733	219.5	43.046	199.6	2:05.495
7	39.824	42.977	218.1	42.985	199.6	2:05.786	18	39.687	42.872	219.9	43.227	200.3	2:05.786
8	39.736	42.956	219.0	42.955	199.6	2:05.647	19	39.773	43.430	219.0	43.480	200.3	2:06.683
9	40.124	43.353	219.9	43.189	199.2	2:06.666	20	40.319	43.546	222.2	43.599	200.7	2:07.464
10	39.845	43.364	219.5	48.770		2:11.979 Pit							
11	2:38.904	44.049	219.0	43.284	200.3	4:06.237							

3 ARRUABARRENA					ESP	Seat Leon SC					D2		
1	46.554	43.663	218.6	44.253	197.4	2:14.470	12	40.834	43.163	216.8	43.426	197.8	2:07.423
2	40.063	43.340	219.0	43.327	199.2	2:06.730	13	40.061	43.537	216.0	43.527	197.8	2:07.125
3	39.850	44.745	220.8	43.258	199.6	2:07.853	14	40.013	43.243	216.4	43.496	197.8	2:06.752
4	40.121	43.979	217.7	43.799	197.4	2:07.899	15	40.128	43.535	217.3	43.602	198.8	2:07.265
5	40.166	43.928	216.8	43.657	198.8	2:07.751	16	40.187	43.167	216.8	43.786	197.8	2:07.140
6	40.413	43.549	217.3	43.835	197.4	2:07.797	17	40.185	43.979	216.8	43.841	197.4	2:08.005
7	40.259	43.715	217.3	43.724	197.4	2:07.698	18	40.285	44.037	216.0	44.013	196.3	2:08.335
8	40.463	43.963	216.8	52.025		2:16.451 Pit	19	40.206	43.379	216.0	44.143	198.1	2:07.728
9	2:34.793	44.048	218.6	43.899	198.1	4:02.740	20	40.032	43.924	216.0	44.500	193.2	2:08.456
10	40.383	43.869	218.1	43.898	197.0	2:08.150							
11	40.194	43.313	216.4	43.505	197.4	2:07.012							

5 MALEEV					RUS	Seat Leon SC					D2		
1	45.439	44.158	217.7	43.267	197.8	2:12.864	12	40.038	43.602	217.3	43.340	197.0	2:06.980
2	40.340	43.743	215.1	43.213	198.5	2:07.296	13	40.277	43.280	217.3	43.475	197.4	2:07.032
3	40.784	44.625	216.4	43.167	197.4	2:08.576	14	40.238	43.488	216.4	43.427	195.2	2:07.153
4	40.900	46.652	210.1	43.378	198.5	2:10.930	15	40.370	43.001	217.3	43.303	197.4	2:06.674
5	42.181	43.619	215.5	43.398	198.5	2:09.198	16	40.916	44.030	215.1	43.593	197.8	2:08.539
6	40.057	43.753	219.0	44.013	196.0	2:07.823	17	40.829	44.400	217.3	43.283	198.5	2:08.512
7	41.109	43.736	217.7	43.698	196.0	2:08.543	18	40.290	43.314	216.8	43.459	197.8	2:07.063
8	41.083	44.128	214.2	43.439	196.7	2:08.650	19	40.427	43.178	216.4	43.597	197.4	2:07.202
9	40.467	43.365	215.5	50.384		2:14.216 Pit	20	40.799	43.540	216.4	43.460	197.8	2:07.799
10	2:37.910	44.185	213.8	43.519	196.0	4:05.614							
11	40.429	43.628	215.5	43.292	197.0	2:07.349							

7 LADYGIN					RUS	Seat Leon SC					D2		
1	45.622	43.561	217.3	43.277	197.0	2:12.460	12	40.001	42.875	219.9	43.338	198.8	2:06.214
2	40.531	43.130	216.4	43.325	197.8	2:06.986	13	39.861	42.923	218.1	43.284	198.8	2:06.068
3	40.420	43.176	217.3	43.436	198.1	2:07.032	14	40.154	42.820	218.6	43.226	200.3	2:06.200
4	40.271	42.930	217.7	43.242	198.1	2:06.443	15	39.917	43.080	219.5	43.503	199.6	2:06.500
5	40.415	43.226	217.3	43.030	198.8	2:06.671	16	40.041	42.994	218.1	43.116	200.3	2:06.151
6	40.057	43.426	216.8	43.236	198.5	2:06.719	17	39.963	42.812	219.0	43.101	199.2	2:05.876
7	39.895	43.006	218.1	43.348	198.1	2:06.249	18	39.863	43.215	214.2	43.300	198.5	2:06.378
8	40.160	42.723	218.6	43.309	198.8	2:06.192	19	41.697	46.818	195.2	46.449	180.6	2:14.964
9	40.562	43.189	218.6	50.261		2:14.012 Pit	20	42.081	44.374	206.8	45.972	169.0	2:12.427
10	2:36.484	43.721	216.4	43.268	197.8	4:03.473							
11	40.420	43.028	219.0	43.294	199.6	2:06.742							



Weather/Track: Sun 25C/Dry 43C

Circuit Length - 5.79 kilometres
Monza

European Production Series

Race 1 - Sector Analysis Report

Lap	S1 Time	S1 Spd	S2 Time	S2 Spd	S3 Time	S3 Spd	Lap Time	Pit	Lap	S1 Time	S1 Spd	S2 Time	S2 Spd	S3 Time	S3 Spd	Lap Time	Pit									
9 DE DIOS									ESP Seat Leon SC									D2								
1	47.709		47.407	208.0	46.315	192.5	2:21.431		12	40.271		44.060	219.0	44.248	198.8	2:08.579										
2	41.060		45.710	213.4	45.088	193.8	2:11.858		13	40.151		43.975	219.0	44.439	198.5	2:08.565										
3	40.862		44.634	216.0	45.284	194.9	2:10.780		14	40.170		43.819	219.0	44.442	199.6	2:08.431										
4	41.220		44.713	216.0	45.104	194.5	2:11.037		15	39.915		43.915	218.6	44.043	199.6	2:07.873										
5	40.877		45.241	215.1	44.852	196.3	2:10.970		16	39.756		44.509	218.6	43.832	199.6	2:08.097										
6	41.238		45.221	215.1	45.337	193.2	2:11.796		17	40.053		43.841	218.1	43.985	199.6	2:07.879										
7	41.595		46.050	214.2	45.003	194.9	2:12.648		18	39.965		44.075	219.5	44.097	199.6	2:08.137										
8	40.737		44.940	215.1	45.070	194.2	2:10.747		19	40.044		44.294	219.0	43.823	201.4	2:08.161										
9	40.652		45.582	216.0	50.894		2:17.128	Pit	20	42.362		44.008	219.0	43.525	200.3	2:09.895										
10	2:40.039		45.886	217.7	45.146	198.5	4:11.071																			
11	40.708		44.818	218.1	44.446	197.0	2:09.972																			


Lap	S1 Time	S1 Spd	S2 Time	S2 Spd	S3 Time	S3 Spd	Lap Time	Pit	Lap	S1 Time	S1 Spd	S2 Time	S2 Spd	S3 Time	S3 Spd	Lap Time	Pit									
11 ARRUBARRENA									ESP Seat Leon SC									D2								
1	47.869		46.512	214.2	44.429	196.3	2:18.810		12	39.877		43.548	218.1	42.967	198.5	2:06.392										
2	40.913		44.565	215.5	44.206	196.3	2:09.684		13	40.246		43.349	217.3	43.204	197.8	2:06.799										
3	40.954		44.294	216.0	43.893	194.9	2:09.141		14	40.249		43.192	216.8	43.020	198.8	2:06.461										
4	40.813		44.758	216.8	44.091	196.0	2:09.662		15	40.019		43.176	217.3	42.727	200.3	2:05.922										
5	40.598		44.352	217.7	43.660	198.8	2:08.610		16	40.138		43.139	219.5	43.442	199.6	2:06.719										
6	40.677		44.422	216.0	43.698	197.8	2:08.797		17	40.150		44.017	214.2	43.022	198.8	2:07.189										
7	40.425		44.242	216.8	43.692	198.1	2:08.359		18	40.080		43.672	217.3	42.904	199.2	2:06.656										
8	41.891		44.194	215.5	50.440		2:16.525	Pit	19	40.207		43.544	216.4	42.926	199.6	2:06.677										
9	2:36.719		43.416	217.3	42.779	199.2	4:02.914		20	39.851		43.298	216.0	43.150	199.6	2:06.299										
10	40.137		43.507	216.4	43.203	199.2	2:06.847																			
11	39.845		43.302	216.8	43.020	199.6	2:06.167																			

Lap	S1 Time	S1 Spd	S2 Time	S2 Spd	S3 Time	S3 Spd	Lap Time	Pit	Lap	S1 Time	S1 Spd	S2 Time	S2 Spd	S3 Time	S3 Spd	Lap Time	Pit									
12 GUTIERREZ									ESP Seat Ibiza SC Trophy									D3								
1	51.761		47.848	184.6	48.876	165.6	2:28.485		11	46.669		50.083	184.9	49.987	169.5	2:26.739										
2	46.541		47.997	182.7	48.561	166.6	2:23.099		12	46.853		48.943	185.2	49.367	163.8	2:25.163										
3	45.999		48.037	183.6	48.213	168.2	2:22.249		13	46.898		48.283	185.8	48.187	171.7	2:23.368										
4	46.087		47.582	184.3	49.224	167.4	2:22.893		14	45.517		48.297	186.5	48.310	171.7	2:22.124										
5	46.108		47.590	183.9	48.187	170.8	2:21.885		15	45.410		49.130	185.8	48.765	171.1	2:23.305										
6	45.667		48.011	177.0	48.595	170.6	2:22.273		16	45.246		48.539	186.2	48.647	170.8	2:22.432										
7	45.595		47.356	184.6	47.917	169.0	2:20.868		17	45.220		48.125	186.2	49.309	171.1	2:22.654										
8	45.544		47.358	185.5	48.014	169.5	2:20.916		18	45.248		47.922	186.2	48.312	172.5	2:21.482										
9	45.694		47.676	184.9	54.831		2:28.201	Pit																		
10	1:58.613		50.312	184.9	49.371	164.3	3:38.296																			

Lap	S1 Time	S1 Spd	S2 Time	S2 Spd	S3 Time	S3 Spd	Lap Time	Pit	Lap	S1 Time	S1 Spd	S2 Time	S2 Spd	S3 Time	S3 Spd	Lap Time	Pit									
14 NOGUES									ESP Seat Ibiza SC Trophy									D3								
1	50.258		47.174	188.8	47.200	173.3	2:24.632		11	44.338		47.006	189.1	47.521	173.3	2:18.865										
2	44.798		47.378	187.8	47.784	164.8	2:19.960		12	45.577		47.702	188.4	47.654	173.3	2:20.933										
3	45.884		47.397	188.4	47.418	172.8	2:20.699		13	44.379		46.877	188.8	47.758	173.0	2:19.014										
4	44.816		47.606	188.1	47.523	173.3	2:19.945		14	44.588		46.855	190.8	47.327	174.7	2:18.770										
5	44.814		46.981	188.8	47.447	174.1	2:19.242		15	44.623		46.860	189.1	48.171	168.2	2:19.654										
6	44.644		47.411	188.1	47.817	173.9	2:19.872		16	45.253		48.869	186.2	47.488	174.1	2:21.610										
7	44.679		46.991	189.1	47.726	173.0	2:19.396		17	44.655		46.964	189.8	47.380	174.1	2:18.999										
8	44.733		47.266	188.8	47.319	172.5	2:19.318		18	44.565		46.900	190.4	47.703	174.1	2:19.168										
9	44.780		47.077	189.1	54.718		2:26.575	Pit	19	44.448		46.811	189.4	47.473	173.6	2:18.732										
10	1:50.455		47.217	188.8	47.487	173.6	3:25.159																			



Weather/Track: Sun 25C/Dry 43C



Circuit Length - 5.79 kilometres
Monza

European Production Series

Race 1 - Sector Analysis Report

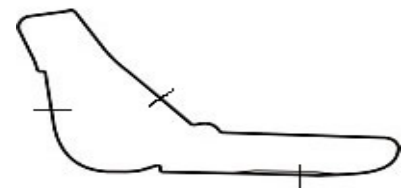
Lap S1 Time S1 Spd S2 Time S2 Spd S3 Time S3 Spd Lap Time Pit Lap S1 Time S1 Spd S2 Time S2 Spd S3 Time S3 Spd Lap Time Pit

15 TUTUMLU					ESP					Seat Ibiza SC Trophy					D3				
1	51.102	47.434	187.5	47.853	171.4	2:26.389	11	1:50.221	46.937	187.8	47.970	172.2	3:25.128						
2	45.206	47.443	187.5	47.547	172.2	2:20.196	12	44.752	47.504	187.8	47.743	172.8	2:19.999						
3	46.183	47.300	188.4	47.747	171.1	2:21.230	13	44.773	46.975	189.8	47.905	164.8	2:19.653						
4	45.267	46.799	188.4	47.563	173.0	2:19.629	14	46.729	47.051	188.1	47.852	172.8	2:21.632						
5	46.051	47.916	178.8	48.050	172.8	2:22.017	15	44.830	46.720	188.8	48.348	174.4	2:19.898						
6	45.009	46.922	188.1	47.660	171.9	2:19.591	16	44.660	48.965	179.7	48.103	172.5	2:21.728						
7	44.941	46.934	188.4	47.793	172.2	2:19.668	17	44.922	46.977	188.8	47.587	172.8	2:19.486						
8	44.900	47.142	188.1	47.697	171.9	2:19.739	18	44.849	46.978	187.8	47.749	173.0	2:19.576						
9	44.915	47.074	188.4	47.702	171.1	2:19.691	19	48.526	47.188	187.5	47.949	173.0	2:23.663						
10	45.111	46.978	187.5	55.580		2:27.669 Pit													

18 BENVENUTI					ITA					Seat Leon SC					D2				
1	46.120	43.973	219.0	44.884	197.8	2:14.977	12	40.247	43.398	217.3	44.218	199.2	2:07.863						
2	40.084	43.665	217.7	44.077	197.8	2:07.826	13	42.807	43.676	216.8	43.905	198.1	2:10.388						
3	40.332	43.993	216.8	44.049	197.4	2:08.374	14	40.933	43.695	216.8	44.037	197.4	2:08.665						
4	40.324	43.912	215.5	43.917	197.8	2:08.153	15	40.274	43.590	216.4	43.963	197.4	2:07.827						
5	40.809	43.592	216.4	44.033	198.5	2:08.434	16	40.338	43.629	217.7	43.938	197.4	2:07.905						
6	40.442	44.140	216.0	44.517	200.0	2:09.099	17	40.164	43.890	217.3	44.175	198.1	2:08.229						
7	40.454	43.913	215.5	44.123	200.0	2:08.490	18	39.870	43.974	216.4	43.758	196.7	2:07.602						
8	41.996	43.612	219.5	43.815	198.5	2:09.423	19	40.363	43.246	216.0	43.518	198.1	2:07.127						
9	40.197	43.509	218.6	43.699	196.0	2:07.405	20	40.249	43.638	215.1	43.553	195.6	2:07.440						
10	40.625	44.095	215.1	49.827		2:14.547 Pit													
11	2:40.038	43.688	216.0	43.860	198.1	4:07.586													



Weather/Track: Sun 25C/Dry 43C



Circuit Length - 5.79 kilometres
Monza